

Now Yesterday

Search:

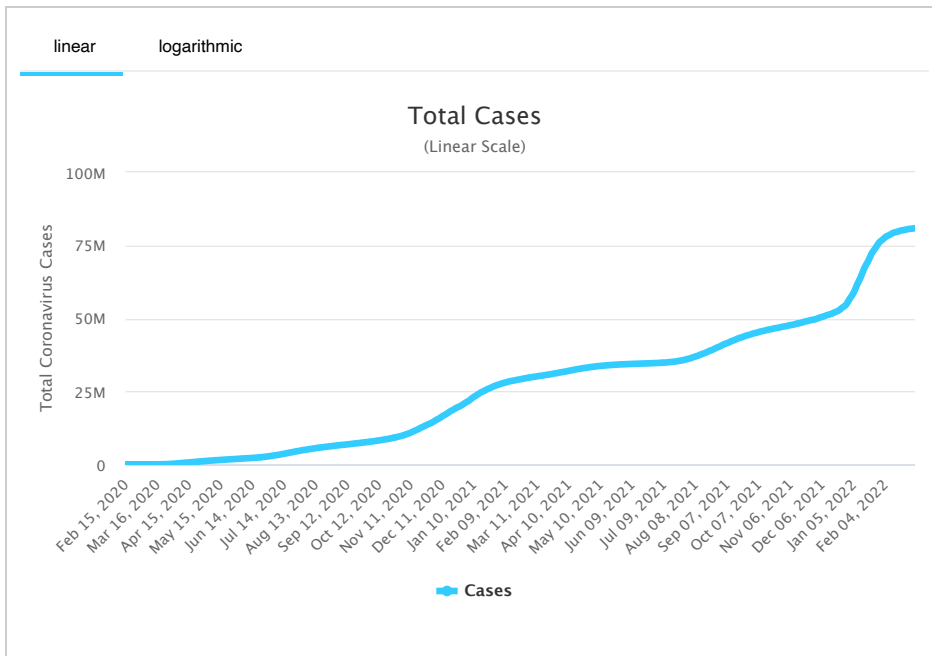
#	USA State	Total Cases	New Cases	Total Deaths	New Deaths	Total Recovered	Active Cases	Tot Cases/ 1M pop	Deaths/ 1M pop	Total Tests
	USA Total	80,843,570		981,729		54,136,964	25,724,877	244,238	2,966	954,361
1	California (/coronavirus/usa/california/)	8,995,321		86,200		N/A	N/A	227,659	2,182	148,211
2	Texas (/coronavirus/usa/texas/)	6,642,650		85,733		N/A	N/A	229,089	2,957	60,411
3	Florida (/coronavirus/usa/florida/)	5,856,468		70,789		4,307,617	1,478,062	272,676	3,296	54,211
4	New York (/coronavirus/usa/new-york/)	5,079,805		67,967		2,894,429	2,117,409	261,125	3,494	101,211
5	Illinois (/coronavirus/usa/illinois/)	3,035,870		37,054		2,861,350	137,466	239,576	2,924	54,911
6	Pennsylvania (/coronavirus/usa/pennsylvania/)	2,760,617		43,486		N/A	N/A	215,640	3,397	24,911
7	Ohio (/coronavirus/usa/ohio/)	2,657,358		36,822		2,590,639	29,897	227,336	3,150	21,611
8	North Carolina (/coronavirus/usa/north-carolina/)	2,595,368		22,725		2,534,052	38,591	247,459	2,167	25,811
9	Georgia (/coronavirus/usa/georgia/)	2,469,089		35,708		1,629,462	803,919	232,551	3,363	23,211
10	Michigan (/coronavirus/usa/michigan/)	2,363,519		34,766		1,421,905	906,848	236,663	3,481	23,611
11	New Jersey (/coronavirus/usa/new-jersey/)	2,171,339		32,982		1,750,503	387,854	244,460	3,713	17,311
12	Tennessee (/coronavirus/usa/tennessee/)	2,010,068		24,638		N/A	N/A	294,335	3,608	12,311
13	Arizona (/coronavirus/usa/arizona/)	1,980,769		27,946		1,866,389	86,434	272,132	3,839	18,211
14	Indiana (/coronavirus/usa/indiana/)	1,683,176		22,963		1,484,665	175,548	250,018	3,411	19,011
15	Massachusetts (/coronavirus/usa/massachusetts/)	1,674,777		23,553		N/A	N/A	242,985	3,417	41,111
16	Virginia (/coronavirus/usa/virginia/)	1,644,694		18,905		N/A	N/A	192,688	2,215	18,511
17	Wisconsin (/coronavirus/usa/wisconsin/)	1,574,039		13,450		N/A	N/A	270,340	2,310	15,211

18	South Carolina (/coronavirus/usa/south-carolina/)	1,462,329	16,959	982,024	463,346	284,018	3,294	15,5
19	Washington (/coronavirus/usa/washington/)	1,427,013	11,954	N/A	N/A	187,398	1,570	11,5
20	Minnesota (/coronavirus/usa/minnesota/)	1,417,015	12,362	1,398,659	5,994	251,260	2,192	18,8
21	Missouri (/coronavirus/usa/missouri/)	1,398,985	19,088	898,062	481,835	227,943	3,110	14,2
22	Colorado (/coronavirus/usa/colorado/)	1,316,450	12,556	828,449	475,445	228,601	2,180	16,6
23	Kentucky (/coronavirus/usa/kentucky/)	1,284,658	13,973	N/A	N/A	287,545	3,128	13,6
24	Alabama (/coronavirus/usa/alabama/)	1,282,372	18,407	N/A	N/A	261,539	3,754	7,2
25	Louisiana (/coronavirus/usa/louisiana/)	1,227,713	16,711	N/A	N/A	264,093	3,595	14,6
26	Oklahoma (/coronavirus/usa/oklahoma/)	1,023,358	13,278	N/A	N/A	258,622	3,356	5,4
27	Maryland (/coronavirus/usa/maryland/)	1,003,510	14,160	N/A	N/A	165,988	2,342	18,9
28	Utah (/coronavirus/usa/utah/)	923,987	4,442	903,718	15,827	288,209	1,386	9,2
29	Iowa (/coronavirus/usa/iowa/)	848,257	9,171	N/A	N/A	268,855	2,907	8,4
30	Arkansas (/coronavirus/usa/arkansas/)	821,717	10,661	806,720	4,336	272,290	3,533	6,6
31	Mississippi (/coronavirus/usa/mississippi/)	790,986	12,124	766,449	12,413	265,775	4,074	6,0
32	Kansas (/coronavirus/usa/kansas/)	766,969	7,975	708,401	50,593	263,263	2,737	2,2
33	Connecticut (/coronavirus/usa/connecticut/)	724,401	10,515	685,627	28,259	203,182	2,949	15,0
34	Oregon (/coronavirus/usa/oregon/)	696,003	6,686	527,814	161,503	165,018	1,585	10,5
35	Nevada (/coronavirus/usa/nevada/)	684,821	9,774	549,329	125,718	222,333	3,173	6,8
36	New Mexico (/coronavirus/usa/new-mexico/)	512,938	6,956	469,859	36,123	244,626	3,317	6,6
	West Virginia	491,698	6,427	483,222	2,049	274,363	3,586	5,7

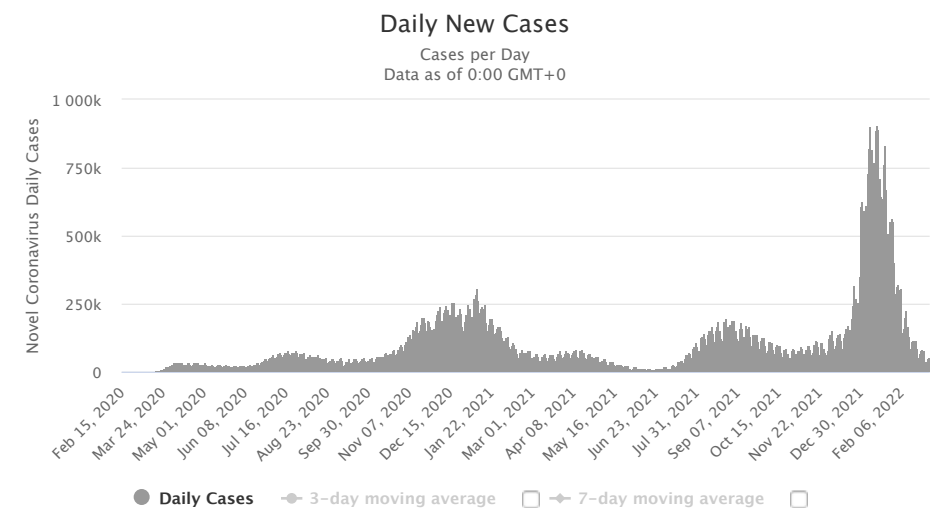
37	(/coronavirus/usa/west-virginia/)									
38	Nebraska (/coronavirus/usa/nebraska/)	476,008		4,002		N/A	N/A	246,074	2,069	5,31
39	Idaho (/coronavirus/usa/idaho/)	430,918		4,772		153,278	272,868	241,132	2,670	2,71
40	Rhode Island (/coronavirus/usa/rhode-island/)	356,627		3,415		N/A	N/A	336,644	3,224	7,41
41	New Hampshire (/coronavirus/usa/new-hampshire/)	298,993		2,398		295,107	1,488	219,895	1,764	4,41
42	Montana (/coronavirus/usa/montana/)	268,950		3,203		263,955	1,792	251,643	2,997	2,61
43	Delaware (/coronavirus/usa/delaware/)	256,895		2,711		247,691	6,493	263,816	2,784	1,01
44	North Dakota (/coronavirus/usa/north-dakota/)	238,505		2,205		235,627	673	312,973	2,893	61
45	Hawaii (/coronavirus/usa/hawaii/)	236,749		1,344		N/A	N/A	167,211	949	3,51
46	South Dakota (/coronavirus/usa/south-dakota/)	236,221		2,820		229,461	3,940	267,019	3,188	2,01
47	Alaska (/coronavirus/usa/alaska/)	232,232		1,158		154,005	77,069	317,454	1,583	4,01
48	Maine (/coronavirus/usa/maine/)	229,275		2,078		N/A	N/A	170,565	1,546	4,71
49	Wyoming (/coronavirus/usa/wyoming/)	155,349		1,741		153,282	326	268,417	3,008	1,31
50	District Of Columbia (/coronavirus/usa/district-of-columbia/)	134,623		1,319		N/A	N/A	190,752	1,869	3,01
51	Vermont (/coronavirus/usa/vermont/)	112,906		604		104,330	7,972	180,942	968	3,31
52	Puerto Rico	474,024		4,128		260,260	209,636	139,956	1,219	3,81
53	Guam	45,241		331		41,203	3,707			41
54	United States Virgin Islands	15,412		109		15,207	96			31
55	Northern Mariana Islands	9,922		30		9,244	648			11
56	American Samoa	155				N/A	N/A			
57	Veteran Affairs	609,093		20,864		581,931	6,298			7,91
58	US Military	603,736		679		544,846	58,211			
59	Federal Prisons	68,912		294		N/A	N/A			11

60	Navajo Nation	52,546	1,651	50,585	310			4
61	Grand Princess Ship	122	7	115	0			
62	Wuhan Repatriated	3		3	0			
63	Diamond Princess Ship	46		46	0			
	Total:	80,843,570	981,729	54,136,964	25,724,877	244,238	2,966	954,31

Total Coronavirus Cases in the United States

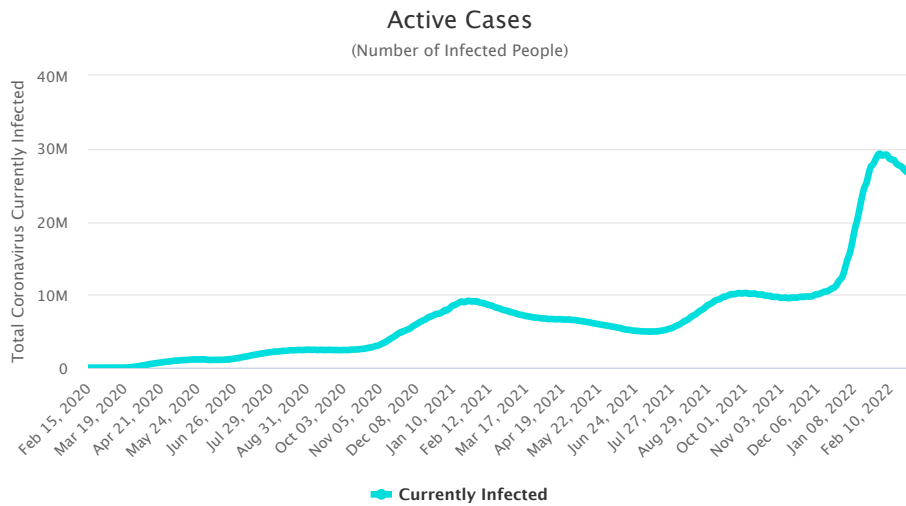


Daily New Cases in the United States

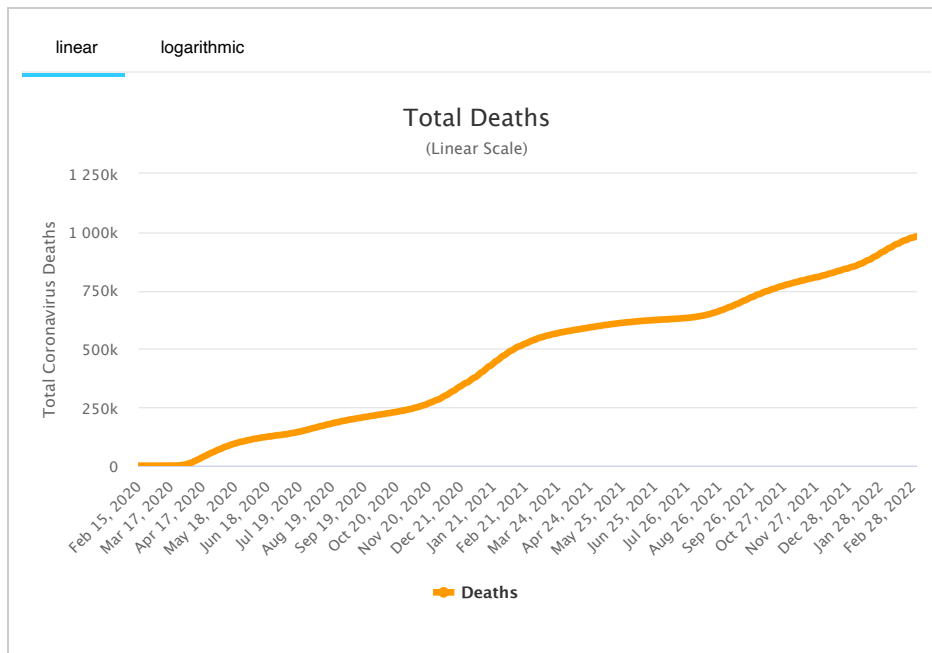


See also: [Daily Deaths Graph](#)

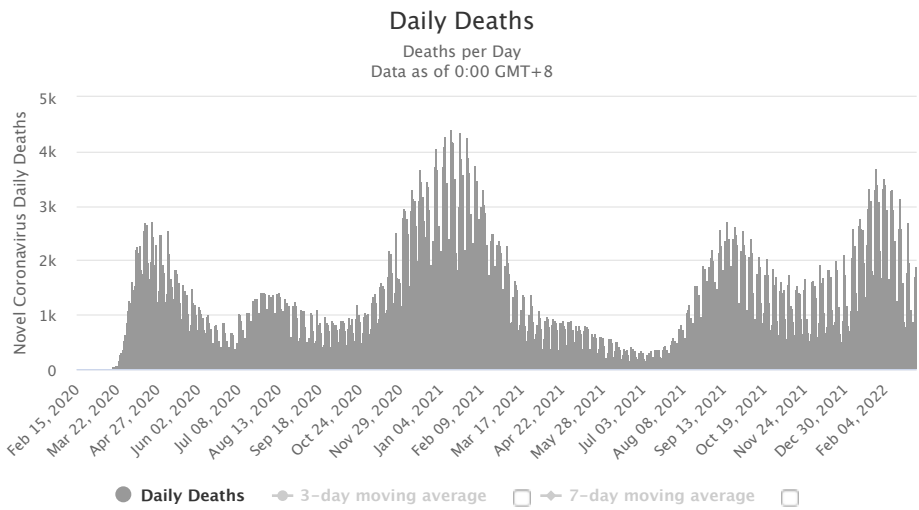
Active Cases in the United States



Total Coronavirus Deaths in the United States



Daily New Deaths in the United States



See also: [Daily Cases Graph](#)

Latest News

March 3 (GMT)

Updates

- 49,091 new cases and 1,258 new deaths in [the United States \(/coronavirus/country/us/\)](#)

March 2

March 1

February 28

February 27

February 26

[View More News](#)

Historical account of the initial stages of the epidemic in the United States

Content:

- First 20 cases in the United States
- Progression of first suspected cases
- Timeline of initial events
- Sources for the historical account

First 20 cases in the United States

Information collected on the first 20 domestic cases (not including repatriated cases and Diamond Princess cruise ship evacuee cases) is presented in the table below:

State	Cases	Sex	Age	Date	Case #	Location	Source
Oregon	1			Feb. 29	17 th	Washington C.	
Washington	2			Feb. 29	18, 19 th		
	1	M	30s	Jan. 21	1 st	Snohomish	[7]
Illinois	1			Mar. 1	20 th		
	1	M	60s	Jan. 30	6 th	Chicago	[12]
	1	F	60s	Jan. 24	2 nd	Chicago	[8]
California	2	unkn.	unkn.	Jan. 26	3 rd , 4 th	Orange C., L.A.	[9]
	1	M	adult	Jan. 31	7 th	Santa Clara C.	[17][18]
	1	F	unkn.	Feb. 2	9 th	Santa Clara C.	
	1	M	57	Feb. 2	10 th	San Benito C.	
	1	F	57	Feb. 2	11 th	San Benito C.	
	1		65	Feb. 28	16 th	Santa Clara C.	
	1			Feb. 21	13 th	Humboldt C.	
	1			Feb. 21	14 th	Sacramento C.	
	1			Feb. 26	15 th	[Northern California]	
Massachusetts	1	M	20s	Feb. 1	8 th	Boston	[16]
Arizona	1	unkn.	student	Jan. 26	5 th	Maricopa County	
Wisconsin	1			Feb. 5	12 th	Madison	

Patients Under Investigation (PUI) in the United States

CDC in the early stages released information regarding the number of cases and people under investigation that was updated regularly on Mondays, Wednesdays, and Fridays. Below we provide the historical reports that we were able to gather in order to track the progression in the number of suspected cases and US states involved through time in the initial stages

As of Feb. 10:

<i>Number of U.S. States with PUI</i>	<i>36</i>
Positive	12
Negative	318
Pending (specimens awaiting testing)	68
TOTAL	398

As of Feb. 7:

<i>Number of U.S. States with PUI</i>	<i>36</i>
Positive	12
Negative	225
Pending (specimens awaiting testing)	100
TOTAL	337

As of Feb. 5:

<i>Number of U.S. States with PUI</i>	<i>36</i>
Positive	11
Negative	206
Pending (specimens awaiting testing)	76
TOTAL	293

As of Feb. 3:

<i>Number of U.S. States with PUI</i>	<i>36</i>
Positive	11
Negative	167
Pending (specimens awaiting testing)	82
TOTAL	260

As of January 31:

<i>Number of U.S. States with PUI</i>	<i>36</i>
Positive	6
Negative	114
Pending (specimens awaiting testing)	121
TOTAL	241

Previously, as of January 29, there were 92 suspected cases awaiting testing.

--	--

Number of U.S. States with PUI	36
Positive	5
Negative	68
Pending (specimens awaiting testing)	92
TOTAL	165

Timeline of Events

-  On January 31, HHS declared Coronavirus a Public Health Emergency in the US (<https://www.hhs.gov/about/news/2020/01/31/secretary-azar-declares-public-health-emergency-us-2019-novel-coronavirus.html>)
As of Jan. 31, the Wuhan coronavirus is officially a public health emergency in the United States, Alex Azar, secretary of the US Department of Health and Human Services (HHS), announced at a White House press briefing.
-  On Jan. 31, the U.S. Centers for Disease Control and Prevention (CDC) **issued a federal quarantine for 14 days** affecting the 195 American evacuees from Wuhan, China. Starting Sunday, Feb. 2, U.S. citizens, permanent residents and immediate family who have visited China's Hubei province will undergo a **mandatory 14 days quarantine** and, if they have visited other parts of China, they would be screened at airports and asked to self-quarantine for 14 days. The last time the CDC had issued a quarantine was over 50 years ago in the 1960s, for smallpox.
-  President Donald Trump signed an order on Jan. 31 for the U.S. to **deny entry to foreign nationals who traveled to China** within the preceding two weeks, aside from the immediate family of U.S. citizens.
- On Jan. 30, the CDC had confirmed the **first case of person to person transmission in the U.S.:** ^[12] the husband of the Chicago, Illinois case who had returned from Wuhan, China on Jan. 13 and who tested positive for the virus on Jan. 24).
- CDC stated on Jan. 30 that "It is likely there will be more cases of 2019-nCoV reported in the U.S. in the coming days and weeks, including more person-to-person spread."^[12]
- The virus had been confirmed in **5 states**.
- On Jan. 31, **New York City** health officials vehemently denied the rumor regarding a coronavirus case in the city. ^[13] On Feb. 1, however, the city's health commissioner did report that there was a test being performed on a person under 40 who had returned from China, developed matching symptoms, and tested negative to the seasonal flu.
- Most US patients had recently visited Wuhan.**
- All of the first five U.S. cases were described as **mild**.
- A study on the first US case of novel coronavirus detailed mild symptoms followed by pneumonia (https://www.cnn.com/2020/01/31/health/washington-coronavirus-study-nejm/index.html?utm_term=link&utm_medium=social&utm_content=2020-02-01T00)

U.S. Airlines suspended ALL flights between the U.S. and China

On Friday, January 31, Delta, American and United announced they would temporarily suspend all of their mainland China flights in response to the coronavirus outbreak.^[14]

Prior to this January 31 announcement:

- UNITED AIRLINES**
on Jan. 28 had announced it would cut 24 flights between the U.S. and China for the first week of February.
- AMERICAN AIRLINES**

on Jan. 29 had announced it would suspend flights from Los Angeles to Shanghai and Beijing from Feb. 9 through March 27, 2020. It will maintain its flight schedules (10 daily A/R) from Dallas-Fort Worth to Shanghai and Beijing, as well as from Los Angeles and Dallas-Fort Worth to Hong Kong.

- **DELTA**

had not adjusted its schedule of direct flights from the U.S. to China. It is the only airline with direct flights to not take action so far.

The White House was considering issuing a ban on flights between the United States and China, as of late Jan. 28^[11]. Italy has announced on January 31 that it was suspending all flights to and from China following the first 2 cases of coronavirus in Italy.

Travel Alert: Do Not Travel to China

- The U.S. State Department on January 30 issued a **Level 4: Do Not Travel to China Alert** (<https://travel.state.gov/content/travel/en/traveladvisories/traveladvisories/china-travel-advisory.html>) ^[4] (the highest level of alert).
- Previously, on January 29, the advisory was set at a lower "Level 3: Reconsider Travel" advising not to travel to Hubei Province: (Level 4) and reconsider travel to the remainder of China (Level 3).
- The CDC on Jan. 28 issued a Level 3 Warning (<https://wwwnc.cdc.gov/travel/notices/warning/novel-coronavirus-china>), recommending that travelers **avoid all nonessential travel to China** ^[5].

Screening incoming passengers at 20 airports in the U.S.

On January 17, the CDC announced that 3 airports in the United States would begin screening incoming passengers from China: SFO, JFK, and LAX ^[6] Other 2 airports were added subsequently, and on January 28, the U.S. Department of Health and Human Services (HHS) announced that 15 additional U.S. airports (bringing the total to 20) would begin screening incoming travelers from China.

Below is the complete list of airports where screening for the 2019 Novel Coronavirus (2019-nCoV) is in place:

- Los Angeles International (LAX)
- San Francisco International (SFO)
- Chicago O'Hare
- New York JFK
- Atlanta Hartsfield-Jackson International
- Houston George Bush Intercontinental
- Dallas-Fort Worth International
- San Diego International
- Seattle-Tacoma International
- Honolulu International
- Anchorage Ted Stevens International
- Minneapolis-St. Paul International
- Detroit Metropolitan
- Miami International
- Washington Dulles International

- Philadelphia International
- Newark Liberty International
- Boston Logan International
- El Paso International
- Puerto Rico's San Juan Airport

Sources for the historical account

1. Novel Coronavirus (2019-nCoV) situation reports (<https://www.who.int/emergencies/diseases/novel-coronavirus-2019/situation-reports/>) - World Health Organization (<https://www.who.int/>) (WHO)
2. 2019 Novel Coronavirus (2019-nCoV) in the U.S (<https://www.cdc.gov/coronavirus/2019-ncov/cases-in-us.html>) - U.S. Centers for Disease Control and Prevention (<https://www.cdc.gov/>) (CDC)
3. Symptoms of Novel Coronavirus (2019-nCoV) (<https://www.cdc.gov/coronavirus/2019-ncov/about/symptoms.html>) - CDC
4. China Travel Advisory (<https://travel.state.gov/content/travel/en/traveladvisories/traveladvisories/china-travel-advisory.html>) - U.S. State Department, accessed January 31, 2020.
5. Novel Coronavirus in China - Warning - Level 3, Avoid Nonessential Travel (<https://wwwnc.cdc.gov/travel/notices/warning/novel-coronavirus-china>) - CDC, January 28, 2020.
6. Public Health Screening to Begin at 3 U.S. Airports for 2019 Novel Coronavirus ("2019-nCoV") (<https://www.cdc.gov/media/releases/2020/p0117-coronavirus-screening.html>) - CDC January 17, 2020
7. First Travel-related Case of 2019 Novel Coronavirus Detected in United States (<https://www.cdc.gov/media/releases/2020/p0121-novel-coronavirus-travel-case.html>) - CDC, January 21, 2020
8. Second Travel-related Case of 2019 Novel Coronavirus Detected in United States (<https://www.cdc.gov/media/releases/2020/p0124-second-travel-coronavirus.html>) - CDC, January 24, 2020
9. CDC confirms additional cases of 2019 Novel Coronavirus in United States (<https://www.cdc.gov/media/releases/2020/s0126-coronavirus-new-cases.html>) - CDC, January 26, 2020
10. 2019 Novel Coronavirus (2019-nCoV) in the U.S. (<https://www.cdc.gov/coronavirus/2019-ncov/cases-in-us.html>) - CDC, Updated January 29, 2020
11. White House considers ban on flights to China amid coronavirus outbreak (<https://eu.usatoday.com/story/travel/news/2020/01/28/white-house-considers-ban-china-flights-amid-coronavirus-outbreak/4602839002/>) - USA Today, Jan. 28, 2020
12. CDC Confirms Person-to-Person Spread of New Coronavirus in the United States (<https://www.cdc.gov/media/releases/2020/p0130-coronavirus-spread.html>) - CDC Press Release, Jan. 30, 2020
13. NYC Officials Deny Report Of Coronavirus Amid Confusion (<https://www.forbes.com/sites/sergeiklebnikov/2020/01/31/nyc-officials-deny-report-of-coronavirus-amid-confusion/#351e47b5652c>) - Forbes, Jan. 31, 2020
14. Delta, American, United to suspend all China mainland flights as coronavirus crisis grows (<https://eu.usatoday.com/story/travel/2020/01/31/coronavirus-china-flight-ban-delta-cuts-all-flights-white-house/4620989002/>) - USA Today, Jan. 31, 2020
15. Secretary Azar Declares Public Health Emergency for United States for 2019 Novel Coronavirus (<https://www.hhs.gov/about/news/2020/01/31/secretary-azar-declares-public-health-emergency-us-2019-novel-coronavirus.html>) - U.S. Department of Health and Human Services (HHS), Jan. 31, 2020
16. Man returning from Wuhan, China is first case of 2019 Novel Coronavirus confirmed in Massachusetts (<https://www.mass.gov/news/man-returning-from-wuhan-china-is-first-case-of-2019-novel-coronavirus-confirmed-in>) - Massachusetts Department of Public Health, Feb. 1, 2020
17. County of Santa Clara Public Health Department Reports First Case of Novel (new) Coronavirus (<https://www.sccgov.org/sites/phd/news/Pages/novel-coronavirus-1-31-2020.aspx>) - Santa Clara County Public Health, Jan. 31, 2020
18. Coronavirus: First case confirmed in Santa Clara County (<https://www.mercurynews.com/2020/01/31/santa-clara-coronavirus/>) - Mercury News, Jan. 31, 2020

worldometer (/)

[about \(/about/\)](#) | [faq \(/faq/\)](#) | [languages \(/languages/\)](#) | [contact \(/contact/\)](#) | [report coronavirus cases \(/report_us/\)](#)

 ([newsletter-subscribe/](#))  (<https://twitter.com/Worldometers>)  (<https://www.facebook.com/Worldometers.info>)

© Copyright Worldometers.info - All rights reserved - [Disclaimer & Privacy Policy \(/disclaimer/\)](#)